

Showrya Honda C.Camp, Kurnool

Technology:



More on Technology:




eSP Technology (OBD2B Compliant Engine)

Honda's Enhanced Smart Power (eSP) technology maximises performance and fuel-efficiency by reducing friction. Honda Livo powered by amazing eSP Technology with an eco-friendly BS-VI OBD2B compliant engine that keeps emissions in



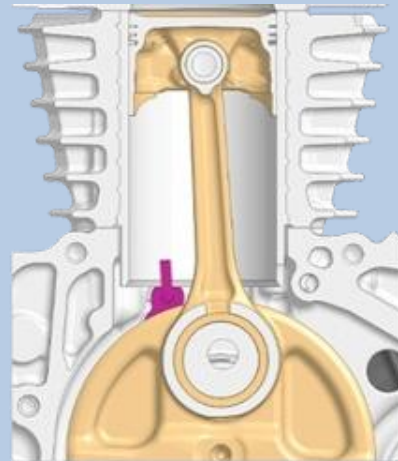
PGM-FI

PGM-FI system with sensors constantly injects optimum fuel and air mixture resulting in efficient combustion that aids in consistent power output and



Silent Start with ACG

Honda's unique ACG starter motor removes gear meshing noise and helps start the engine without a jolt.



Friction Reduction

The piston cooling jet reduces friction and maintains optimum engine temperature. The offset cylinder and rocker roller arm further reduces the frictional losses in the engine.

Design:



Fully Digital Instrument Cluster

Get all the ride information in style with precision. Always stay updated with the full digital meter which displays real-time mileage, average mileage, distance to empty, service due indicator, gear position indicator & eco indicator.

Muscular Tank with Attractive Graphics

A definite head-turner, the muscular fuel tank design with edgy graphics makes it very appealing.



Edgy Front Look

Always arrive in style with the unique combination of a muscular shroud, chiseled visor, sharp headlight. and detailed air duct design.

Strong Rear Appearance


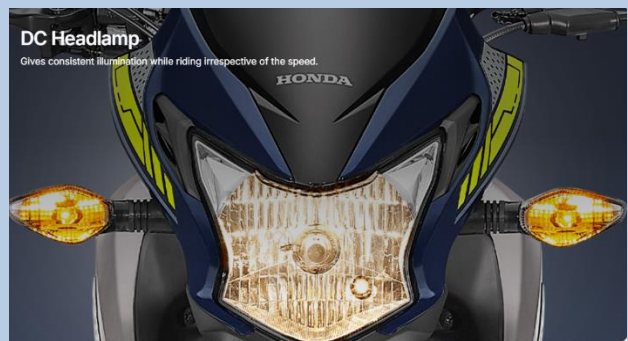
Leave a strong impression with an excitingly designed tail-lamp and grab rail.



Wheel Strip

Graphic coloured Wheel Strip.

Comfort:



Safety:



Service Due Indicator
Keep your vivo in the best condition all the time



Long and comfortable seat
Makes every ride comfortable for the rider and pillion



Side stand engine cut off
Adds to the safety of the rider

Available Colors:



ATHLETIC BLUE METALLIC



BLACK



IMPERIAL RED METALLIC



MATTE AXIS GREY METALLIC

Technical Specifications

Body Dimensions	Length	2020 mm
	Width	751 mm
	Height	1116 mm
	Wheelbase	1278 mm
	Ground Clearance	163 mm
	Kerb Weight	112 kg
	Seat Length	657 mm
	Seat Height	790 mm
	Fuel Tank Capacity	9 L
Engine	Type	Air cooled, 4 Stroke, SI Engine
	Displacement	109.51 cc
	Max Engine Output	6.47 kW @ 7500 rpm
	Max Net Torque	9.30 Nm @ 5000 rpm
	Fuel System	PGM-FI
	Bore x Stroke	47 X 63.121 mm
	Compression Ratio	10.1:1
	Starting Method	Self/Kick
Transmission	Clutch Type	Multiplate Wet Clutch
	No. of Gears	4
Tyres & Brakes	Tyre Size & Type (Front)	80/100-18 M/C 47P, Tubeless
	Tyre Size & Type (Rear)	80/100-18 M/C 54P, Tubeless
	Brake Type & Size (Front)	Disc - 240 mm
	Brake Type & Size (Rear)	Drum - 130 mm
Frame Suspension	Frame Type	Diamond Type
	Front Suspension	Telescopic
	Rear Suspension	Hydraulic
Electricals	Battery	12 V, 4 Ah
	Headlamp	Halogen Bulb, DC



- ❖ The technical specifications and design of the vehicle may vary according to the requirements and conditions without any notice
- ❖ Shine meets Bharat Stage VI norms
- ❖ Product shown in the picture may vary from actual product available in the market
- ❖ Accessories shown in the picture are not part of standard equipment.
- ❖ Mileage has increased by 14% for Shine as compared to CB Shine BS IV.
- ❖ Ground Clearance has increased by 5 mm and Wheelbase has been increased by 19 mm for Shine as compared to CB Shine BS IV

Honda Motorcycle and Scooter India Pvt. Ltd.,

Registered Office: Commercial Complex II, Sector - 49-50, Golf Course Extension Road, Gurugram - 122018 (Haryana)

Visit us at: www.honda2wheelersindia.com

Customer Care: customercare@honda2wheelersindia.com

Kurnool Showroom: Showrya Honda, Plot No.73, 77 & 79, Survey No. 713/A2, C Camp, Kurnool-518002, Ph: 9154215002, Website: showryahonda.in